



# Collaborative facilitation pack



# Personal profile



## Purpose

Connect people in collaborative spaces to why they do their work, what they bring, what they grapple with, and any unofficial work they do.



### How to use this tool

- In pairs, ask one person to interview the other and make notes to capture their partner then swap
- People can then introduce their partner to others - as a whole room or in other pairs depending on people and time
- Print on A5



**GOODLIVES GM**



**Name**

**Tell me a little about yourself**

**What do you offer to families?**

**What do you do best?**

**What gets in your way?**

**Do you do anything else?**

Anything unofficial or things you just end up doing.

# Values

## Reflective worksheet

### Purpose

Create shared values for collaborative based on the values of those who make it up (not their organisations).



### How to use this tool

- Ask everyone to complete their individual value templates
- Print on A4 paper



## Reflecting on my personal values and principles

What is it that **drives me** to do what I do?

What am I passionate about **personally**?

What values inform my **leadership**?

What are my personal principles for **working with others**?

What would I like to see **from others**?  
(Colleagues, organisations, the Council)

What do **I hope will change** for the better by working collaboratively?

# Values

## Group reflection

### Purpose

Create shared values for collaborative based on the values of those who make it up (not their organisations).



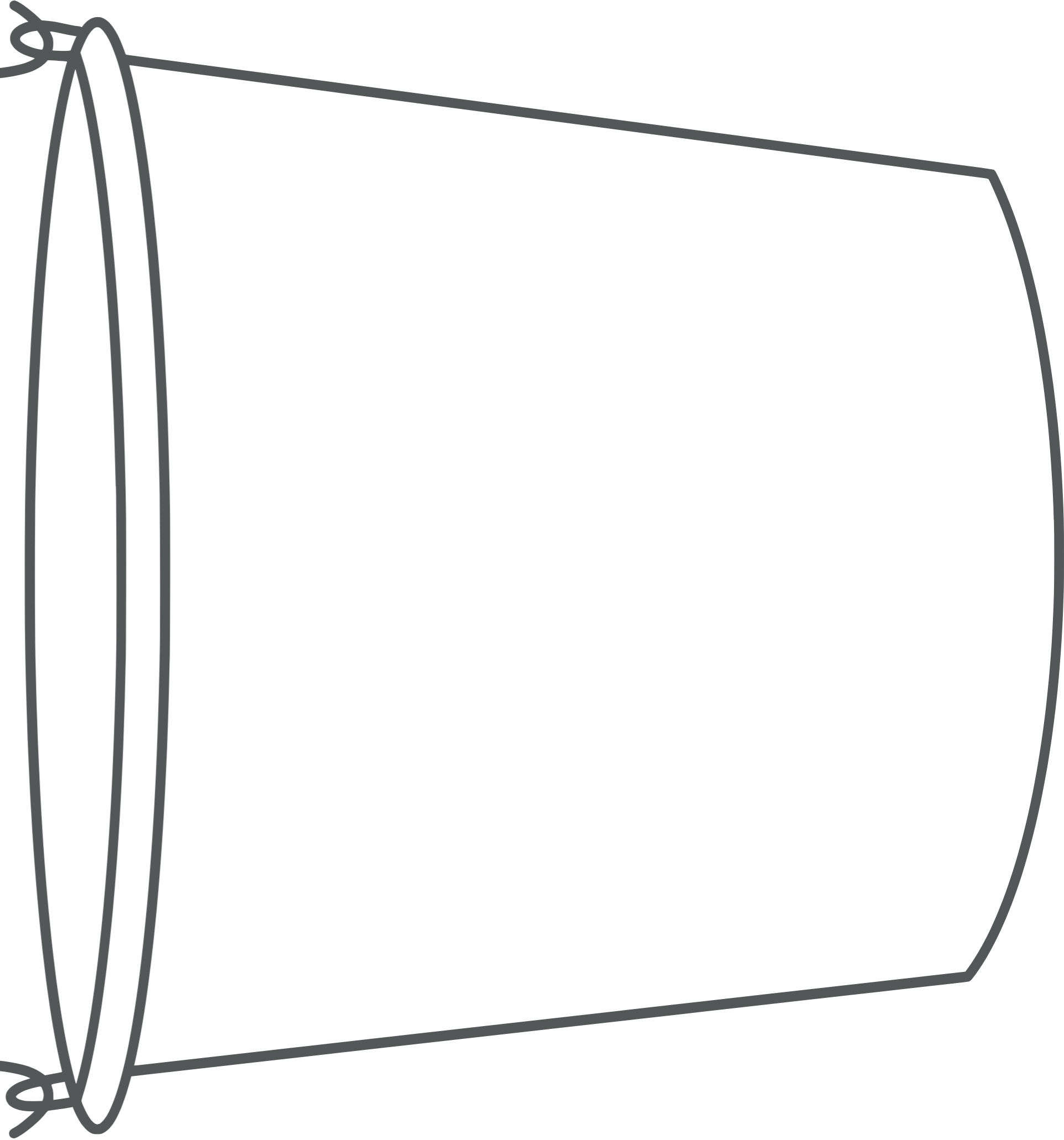
### How to use this tool

- In groups or as a whole, people tell their story using the sheet and others write down on post-its things that are common or really distinct
- Ask people to explain what they have written down and stick into buckets on wall (anyone who has written same to stick over without explaining)
- Print on A3 paper



Our approach to  
**supporting**  
**families**

How do we work  
with families?

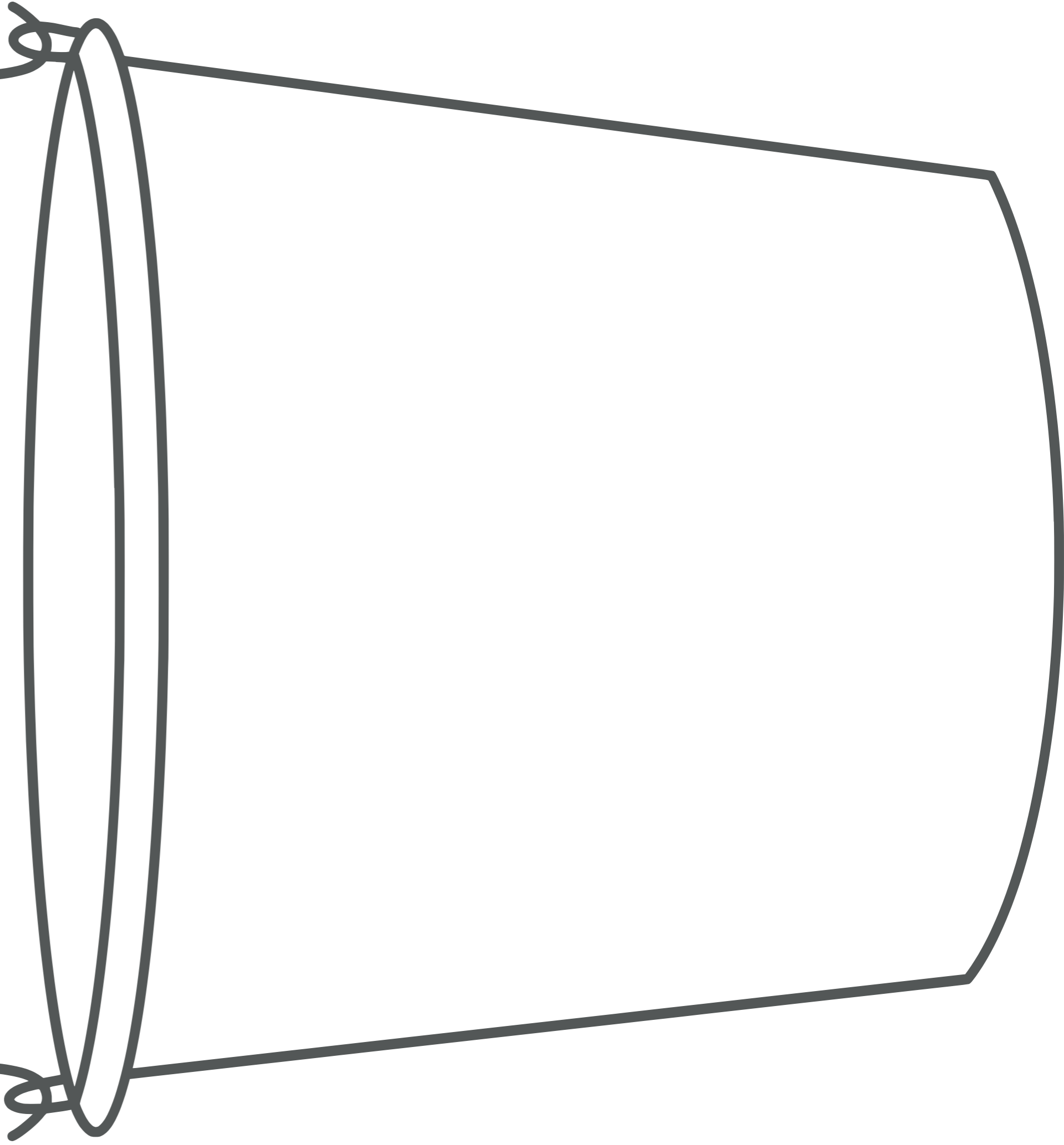




Our approach to  
**working**

**cross-sector and**  
**cross-organisations**

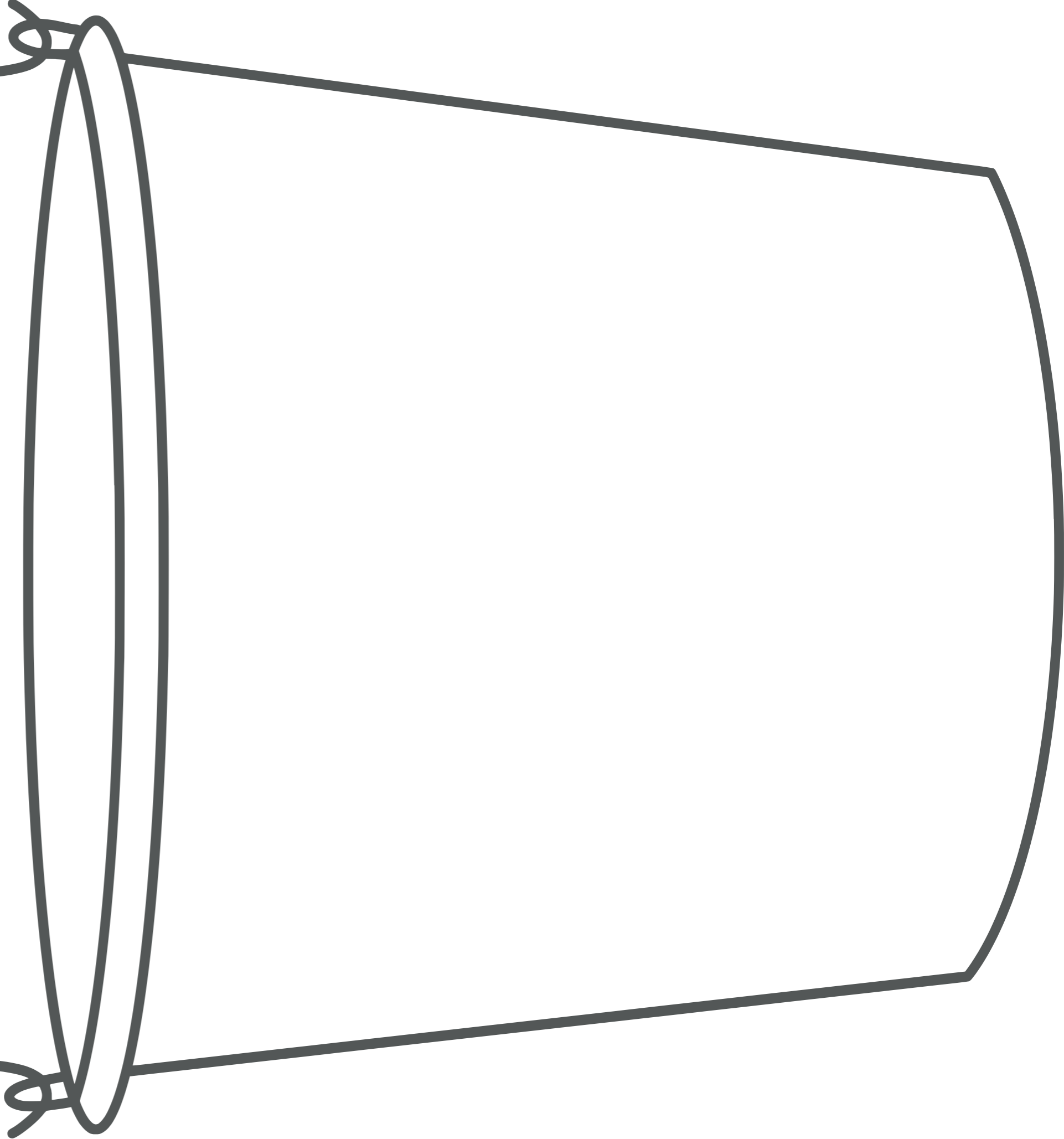
How do we work  
together as partners?






**Our approach to  
innovation  
and change**

How do we overcome challenges  
and react to change?



# Part 1

# Connecting to families: Using personas



## Purpose

Connect lived experience of families to the work.



## How to use this tool

### Pre session:

Design the worksheet and personas that you will use in this activity. 1) The personas are to be created via the 'Our Family' tool and using the template below. Good personas bring the voice of families into design processes and conversations by truly reflecting how a family describes their lives, including their strengths and interests and what they want for themselves/each other. They are anonymised, and may be an aggregation of multiple families in a place/community.

### Decide questions for the worksheet that both:

1. Make sense to work being done (e.g. Family Hub development)
2. Link to values designed in the 'Values' activity

See example worksheet used in Trailblazer work.

### Activity:

- Read through the persona to understand a family's lived experience
- Answer the questions on the template sheet
- Present back feedback & ideas and capture

### Post:

- Distil ideas - some key principles will emerge and other more specific ideas - capture both
- Come back to distilled output - perhaps a quality checklist - did we meet our ideas for this family?

# [Family name(s)]



[Illustration or graphic of family]

## We are the [family name] family.

We are [name/relation/age], [name/relation/age], [name/relation/age], etc.

Words the family use to describe themselves.



[Illustrations or graphics of each family member]



### [Name/relation/age]

[Description of this person including their interests, strengths and worries, and what they want for themselves and their family.]



### [Name/relation/age]

[Description of this person including their interests, strengths and worries, and what they want for themselves and their family.]



### [Name/relation/age]

[Description of this person including their interests, strengths and worries, and what they want for themselves and their family.]



### [Name/relation/age]


[Description of this person including their interests, strengths and worries, and what they want for themselves and their family.]




## Together

[Description of family interests, activities and strengths they have together.]

## Hopes




## Fears



## Things we would change

## Our network of support



What might bring this family joy?

What might be the priorities of this family in building the lives that they want?


What should we offer in the Family Hub to **create moments of joy for this family?**

What should we offer in the Family Hub to **enable this family to have a better quality of life?**

**What really matters to make the Family Hub attract and welcome this family?**

## Part 2

# Connecting to families: Scenario Activity



### Purpose

A reflective practice approach, supporting Early Family Help practitioners and leaders to centre family personas and family journeys in the way they design, deliver and measure their support offer.

The aim is to identify the broad range of what 'early family help' can look like for a family, drawing on all the assets in a neighbourhood, by connecting to stories of real families in the community.



### How to use this tool

#### Pre session:

Create scenario cards based on a family story and persona captured through the 'Our Family' tool (remember to be respectful to family in write up).

#### A scenario could look like:

- Yusuf wins a science competition at school and wins a family tickets to a science museum - but they can't get there.
- Ali hurts his classmate when being disruptive. School don't think he meant to, but are now pushing for an ADHD assessment.
- Brogan finally gets a SEND diagnosis, but it isn't what the family expected. They feel confused.

#### Activity:

Brief groups that in this activity they have no role or lanyard - they are superpowers who control the world and can do whatever they want. There are no rules or professional books. Ask groups to turn over the scenario cards onto the board and write down what they would do to help this family in each scenario. The key question is: What would help this family?

Groups to present back their ideas back to the room.

#### Post:

The aim of this activity is to broaden the range of possibilities available to Collaborative members and stretch their perceptions of EFH. Outputs are less important here, unless they want to capture ideas to return to at a later date.

--	--	--	--	--

**What might help this family cope with this scenario?**

--	--	--	--	--

